



**UNIVERSIDAD
DE GRANADA**

ETSIIT

Escuela Técnica Superior
de Ingenierías Informática
y de Telecomunicación




**WELCOME TO THE HIGHER TECHNICAL SCHOOL OF COMPUTER AND
TELECOMMUNICATIONS ENGINEERING AT THE UNIVERSITY OF
GRANADA!**

If you are going to study the bachelor's degree in Computer Engineering or in Telecommunications Engineering in Granada, then you must go to the Higher Technical School of Computer and Telecommunications Engineering (ETSIIT) to attend your classes.

LOCATION

Escuela Técnica Superior de Ingenierías Informática y de Telecomunicación (ETSIIT) is located on the Aynadamar campus, next to the Faculty of Fine Arts (Facultad de Bellas Artes).

- Calle Periodista Daniel Saucedo Aranda s/n
- Postcode: 18014
- Granada, Spain



CONTACT US

Phones: (+34) 958242802 / 958240632 / 958241000

/ 958240633 / 958242885 / 958242820

Fax: +34-958242801

UNIVERSITY SMART CARD (TUI) UGR

This card is a personal identification element for students, Teaching and Research Staff (PDI) and Administration and Services Staff (PAS) that certifies you as a member of the university community and offers a wide variety of services inside and outside the university campus.



What can you use it for?

- University accreditation
- Access to university services such as canteens and study rooms
- Access to University Senate meetings
- Electronic access to computers
- Digital signature
- University and ordinary buses in the city

How to apply for the TUI?

There are two different ways:

1. Instant issue: you can obtain your TUI immediately at the permanent issuing points. It will be compulsory to book an appointment in advance through the **Oficina Virtual** of the UGR in the option **Emisión instantánea de la TUI – CITA PREVIA**.

Issuing points:

Campus de Cartuja (Facultad de Filosofía y Letras, Facultad de Farmacia).

Campus de Fuentenueva (Facultad de Ciencias, ETS Ingeniería de Caminos, Canales y Puertos, ETS Ingeniería de Edificación).

Campus Centro (Facultad de Ciencias Políticas y Sociología).


Campus del PTS (Facultad de Ciencias de la Salud).

Campus Aynadamar (ETSI de Informática y Telecomunicaciones).

| | | |
|--|------------------|---|
| Deposito de Tesis | Grado y Posgrado | ★ |
| Directorio Asignatura | Grado y Posgrado | ★ |
| Elecciones | Por Determinar | ★ |
| Emisión Instantánea de la TUI - CITA PREVIA | Servicios | ★ |
| Encuesta de Evaluación Docente para Estudiantes | Acceso a UGR | ★ |
| Estadísticas de Matrícula Universitaria | Grado y Posgrado | ★ |
| Exposición Pública de Grados, Máster y Doctorados | Grado y Posgrado | ★ |

Página 2 de 4 Mostrando 12 - 22 de 40

2. Deferred issue: you must upload a photo to **Oficina Virtual** through the option **Gestión de mi foto UGR (estudiantes)**. Wait for it to be validated in your Centre or Service. Request the card in the option **Solicitud Tarjeta/Carné Universitario (TUI)** in **Oficina Virtual**. You will receive your TUI in approximately 30 days from the time you make the request.



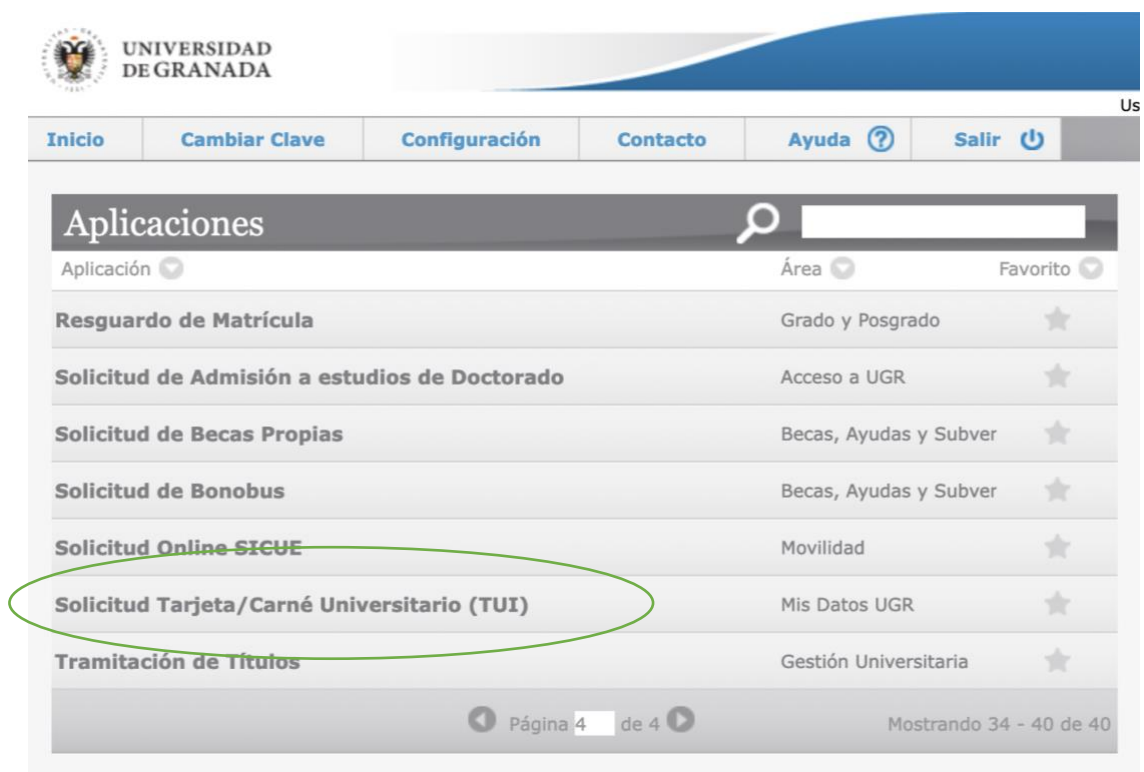
UNIVERSIDAD DE GRANADA

Inicio Cambiar Clave Configuración Contacto Ayuda ? Salir

Aplicaciones

Aplicación ▼ Área ▼ Favorito ▼

| | | |
|-------------------------------|---------------|---|
| Gestión de mi foto UGR | Mis Datos UGR | ★ |
|-------------------------------|---------------|---|



UNIVERSIDAD DE GRANADA

Inicio Cambiar Clave Configuración Contacto Ayuda ? Salir

Aplicaciones

Aplicación ▼ Área ▼ Favorito ▼

| | | |
|--|------------------------|---|
| Resguardo de Matrícula | Grado y Posgrado | ★ |
| Solicitud de Admisión a estudios de Doctorado | Acceso a UGR | ★ |
| Solicitud de Becas Propias | Becas, Ayudas y Subver | ★ |
| Solicitud de Bonobus | Becas, Ayudas y Subver | ★ |
| Solicitud Online SICUE | Movilidad | ★ |
| Solicitud Tarjeta/Carné Universitario (TUI) | Mis Datos UGR | ★ |
| Tramitación de Títulos | Gestión Universitaria | ★ |

Página 4 de 4 Mostrando 34 - 40 de 40

ACCESS TO UNIVERSITY CANTEENS

All students, Teaching and Research Staff (PDI) and Administration and Services Staff (PAS) holding the TUI can access to university canteens.

There are canteens in many campuses:

- PTS Campus canteen.
- Fuentenueva canteen (the only one open on Saturdays).
- Aynadamar canteen.
- Cartuja Campus canteen.

| |
|--|
| Opening hours: 13:00 – 15:30 Monday - Friday |
| They will remain closed during the summer period. |
| Menu price: 3,50 € |
| Take-away menu price: 4 € |
| Gluten-free menu available |

These canteens reserve the right to repeat dishes, depending on their preparation and availability.



PRADO

PRADO is the official teaching platform of the University of Granada.

What is required to log in to the platform?

You must have an institutional account in the form @correo.ugr.es. If you do not have one, follow these steps:

1. Fill in the following form:

<https://csirc.ugr.es/sites/centros/csirc/public/formularios/impcuenta.pdf>

2. Submit it through **Sede Electrónica** addressed to **CSIRC – Administración**, through the link:

<https://sede.ugr.es/procs/CSIRC-Entrega-de-documentacion-firmada/>

3. The application must be accompanied by the corresponding document in PDF format and duly completed. The application will be automatically and electronically signed in the name of the applicant when it is sent.

Prado will show all the subjects in which you are enrolled. Just follow your teachers' instructions, as through this platform you will have to submit assignments and download important teaching materials.



The screenshot displays the PRADO platform interface. At the top, there is a navigation bar with the University of Granada logo, the text "UNIVERSIDAD DE GRANADA", the PRADO logo, and the user's profile information: "GRADO 20-21", "Mis cursos", "Ir a...", "Ayuda", and "Español - Internacional (es)". Below the navigation bar, there is a main header area with the University of Granada logo and the PRADO logo. Underneath, there is a row of four navigation buttons: "Dashboard" (home icon), "Calendar" (calendar icon), "Ayuda" (information icon), and "Contrato Programa" (contract icon). The main content area is titled "Mis cursos" and shows two course cards. Both cards have a green leaf pattern background and are titled "Espacio coordinación grado - 2021". The first card is for "Grupo 1" and the second is for "Grupo 3".